



PROVIDENCE PIPE PRODUCTS

1465 Tamarind Ave #229 Los Angeles, CA 90048
 P: (562) 803-1273 F: (562) 803-0376

Features:

- Low conductivity, high corrosion resistance
- Defect free interior and exterior

Applications:

- Allows direction changes in EMT conduit.

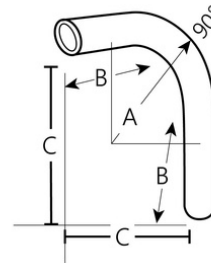
Material:

- Hot dip galvanized steel

Standards:

- UL797
- NEMA: ANSI C80.3

EMT Elbow 90° - HDG



Specifications and Packaging Chart

Size	Unit Carton	Ship Case	Weight Case	(A) Min. UL Radius	(B) Straight Leg Each End	(C) Offset
1/2 "	---	50	14	4	2.875	6.343
3/4"	---	50	23	4.5	2.875	6.781
1"	---	20	16	5.75	3	8.901
1- 1/4"	---	20	30	7.25	3.25	10.25
1 -1/2"	---	10	20	8.25	3.625	11.937
2"	---	10	30	9.5	4.1875	14.031
2-1/2"	1	50	300	10.5	5.25	16
3"	1	35	315	13	5.8125	18.947
3-1/2"	1	35	385	15	6.75	22.218
4"	1	25	375	16	6.9375	23.437



PROVIDENCE PIPE PRODUCTS

1465 Tamarind Ave #229 Los Angeles, CA 90048
 P: (562) 803-1273 F: (562) 803-0376

Features:

- Low conductivity, high corrosion resistance
- Defect free interior and exterior

Applications:

- Allows direction changes in EMT conduit.

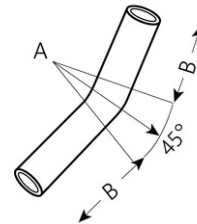
Material:

- Hot dip galvanized steel

Standards:

- UL797
- NEMA: ANSI C80.3

EMT Elbow 45° - HDG



Specifications and Packaging Chart

Size	Unit Carton	Ship Case	Weight Case	(A) Min. UL Radius	(B) Straight Leg Each End
1/2"	---	50	11	4	2.875
3/4"	---	50	19	4.5	2.875
1"	---	35	25	5.75	3
1-1/4"	---	30	30	7.25	3.25
1-1/2"	---	15	44	8.25	3.625
2"	---	15	31	9.5	4.1875
2-1/2"	1	50	250	10.5	5.25
3"	1	40	280	13	5.8125
3-1/2"	1	35	315	15	6.75
4"	1	35	420	16	6.9375



PROVIDENCE PIPE PRODUCTS

1465 Tamarind Ave #229 Los Angeles, CA 90048
 P: (562) 803-1273 F: (562) 803-0376

Features:

- Low conductivity, high corrosion resistance
- Defect free interior and exterior

Applications:

- Allows direction changes in EMT conduit.

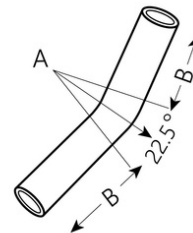
Material:

- Hot dip galvanized steel

Standards:

- UL797
- NEMA: ANSI C80.3

EMT Elbow 22.5° - HDG



Specifications and Packaging Chart

Size	Unit Carton	Ship Case	Weight Case	(A) Min. UL Radius	(B) Straight Leg Each End
1-1/4"	---	30	17	7.25	2.781
1-1/2"	---	15	24	8.25	2.781
2"	---	10	18	9.5	2.781
2-1/2"	1	50	150	10.5	3
3"	1	35	175	13	3.125
3-1/2"	1	35	210	15	3.281
4"	1	35	280	16	3.375